Green Tier Legacy Communities

City of Sheboygan

2020 Annual Sustainability Report





INTRODUCTION

The City of Sheboygan is committed to continued improvement through sustainable projects, programs, and policies. 2020 was a year of ongoing sustainability projects, as well as implementation and instigation of new ones.

The COVID-19 pandemic was of course an enormous challenge for the City of Sheboygan to face. Our residents are some of the most resilient people in the world and everyone continued working hard to support the community in safe ways throughout the year. Sheboygan was one of the few cities fortunate enough to increase overall employment during 2020. According to the Wall Street Journal, Sheboygan was 13th in the nation in increased employment. Although unemployment rates also increased, the committment of companies within the city to providing Sheboygan residents with jobs will make for a much more hopeful recovery once it is safe to return to normal life.



TRANSPORTATION

Shoreline Metro - Due to the COVID-19 pandemic, Shoreline Metro saw a 45% ridership decrease from 678,200 in 2019 to 373,021 in 2020. Sheboygan Area School District and Shoreline Metro continued their partnership to provide free student trips year-round to as many students as capable given the restrictions presented by COVID-19.

Changes Due to COVID-19 Pandemic - Due to the nature of the COVID-19 Pandemic, Shoreline Metro had to make some adjustments to ensure the safety of riders. All Shoreline Metro buses required riders to wear masks, riders were encouraged only to make essential trips to reduce the amount of unnessesary contact, during peak hours of the day, and finally, supplemental buses and shuttles were utilized to accomodate the capacity limit of 15 riders per bus.

Pedestrian Safety Improvements - With the introduction of the new automated garbage and recycling program, Sheboygan garbage trucks now have 360-degree cameras to minimize blindspots. Now, residents of all ages can safely transport their trash to and from the curb knowing they are well seen by the garbage truck drivers.

ADA Sidewalk Improvements - The Department of Public Works concrete crews have been placing more yards of concrete the last four years due to the installation of American's with Disabilities Act accessible ramps. DPW crews have been working with the Engineering Division to learn how to use laser levels and set the proper grade for the accessible ramps. Crew members have also attended seminars to learn about the specific grades and requirements of the ADA Act. Speficially in 2020, DPW personnel installed ADA compliant ramps surrounding Martin Avenue. Additionally In the fall, Martin Avenue was milled and replaced with new asphalt. All of the sidewalk and street surface improvement materials were funded by Community Development Block Grant funding.

Hospital Infrastructure Improvements - To help prepare for the hospital currently set to finish construction in 2022, The Sheboygan Department of Public Works reconstructed the utilities and pavement at the Taylor Drive and Union Avenue Intersection. The hospital addition will be increasing activity for the already busy intersection and these improvements will ensure a smooth transition once the hospital is ready to open.

ENERGY

Sheboygan Water Utility Goes Solar - After partnering with Arch Electric of Plymouth, Sheboygan Water Utility's Board of Water Commisioners completed an initial plan to install solar panels on the administrative office's roof. Beginning in April 2020, a solar array was constructed for less than $60,000 with an estimated payback period of 13 years and a lifetime of 20 years. The solar array has a capacity of 20 kW or about 30% of the administrative office building's power consumption.

Sol-Smart Bronze Designation - SolSmart is a designation program developed by The Solar Foundation (TSF) to assist and recognize communities that act to cut red tape and improve local solar market conditions by making it faster, easier and, more affordable to go solar in their jurisdiciton. 2020 marks the second year Sheboygan has held this designation.

SOLSMART

NATIONALLY DISTINGUISHED. **LOCALLY POWERED.**

Conversion to LED Lights – The Facilities and Traffic Division of the Department of Public Works was responsible for converting 203 light poles to energy efficient LED's in the City owned parking lots; this resulted in an annual energy savings of $8,074.

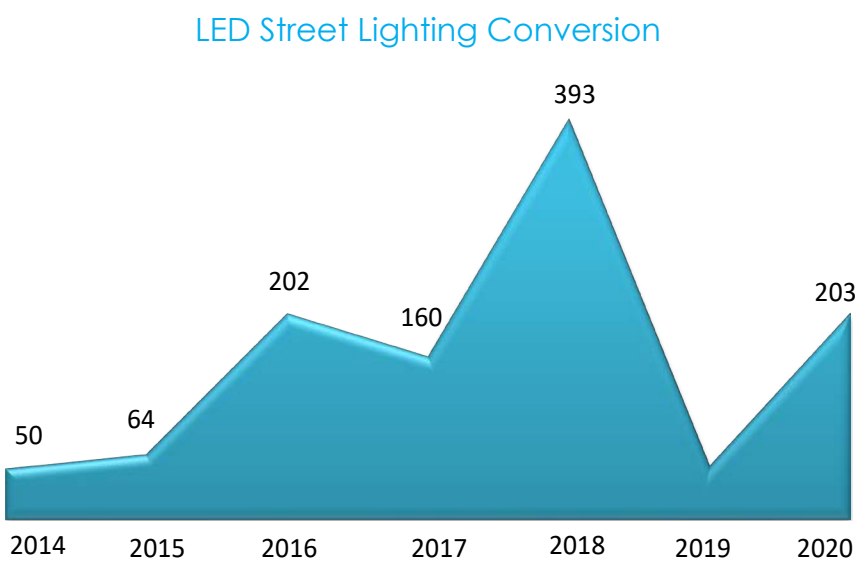

WATER

Replacing Sanitary Manholes - During the 2020 construction season, the Department of Public Works replaced 32 sanitary manholes. The Division uses precast concrete manholes as replacements. Often times, they are replacing cream city brick manholes that were built by hand in the late 1800's. Using precast structures makes for faster and easier repairs, limiting the amount of time that our employees are working in an excavation. Precast structures also limit the amount of infiltration from ground and surface water.

Along with replacing sanitary manholes, crews replaced catch basins and storm water manholes. Replacing the entire manhole with a precast concrete one is more effective methods over the long term because they allow little opportunity for groundwater infiltration.

Anti-icing prior to snow events - The use of brine (anti-icing) is applied up to three days prior to a snow event which prevents the snow and ice from forming a bond with the road surface. By using brine our salt usage was cut by 42% which reduces the amount of salt that bounced and scattered into the curb lines. The city only used 1,701 tons of salt compared to 2,925 tons the year before. The city saw 10 snow events for a total of 34 inches of snow.

Street Sweeping and Sanitation - Due to water quality concerns, the State of Wisconsin now requires the City to permit its storm sewer system through the Wisconsin Department of Natural Resources (WDNR). The permit requires "best management practices" (BMP) to ensure water quality. Two major BMP are street sweeping and catch basin cleaning. In 2000, the Streets Division started to systematically clean catch basins. Prior to this period, the Division cleaned basins only on a complaint basis. The first year experienced a large amount of tonnage collected due to the infrequent cleaning in the past. In 2020, the Department of Public Works removed over 153 tons of debris from those catch basins.

The Department of Public Works also dispatches four street sweepers to comply with the WDNR's storm water permit requirements. During early spring, the DPW will dispatch all four sweepers for heavy sweeping. After, the City has been completely swept one time; two sweepers are kept on through the rest of the year as weather permits. In 2020, the Department swept over 6,464 miles of curb line and removed 896 tons of debris from the City streets.

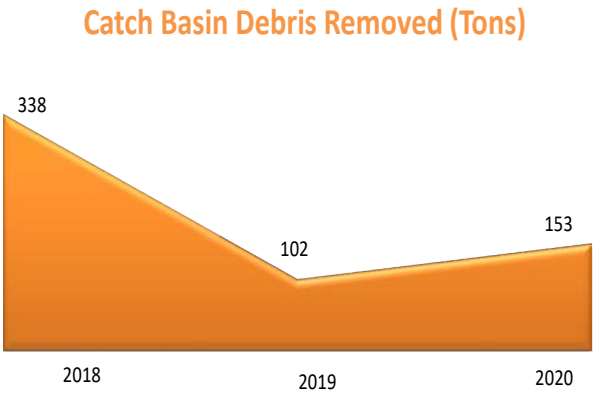

WASTE

Recycling and composting - This year, the city collected 3,488 tons of recycling at the curb. 126 tires, 321 tons of scrap metal and 12,485 gallons of oil were also recycled. Additionally, 1,252 tons of leaves and 3,566 tons of yard waste were collected and sent to a vendor for composting. The city spent $33,011 on branch grinding to create mulch for residents and city use.

Automated Garbage and Recycling - In 2019, the City of Sheboygan created a plan to convert to an Automated garbage and Recycling Program. After purchasing seven automated side loader trucks for $2,002,498, the new program was able to begin. In April of 2020, residents began receiving the 96 gallon garbage carts. This transition will make the garbage day process cleaner and safer for Department of Public Works employees who until this change, had to pick up trash bags by hand to load them into the trucks manually. Additonally, the recycling bins increased citywide recycling by 185 tons. The Sheboygan Department of Public Works anticipates a total of 3,700 tons of recycling in 2021 which is an increase from 2020's 3,488 tons recycled. To help inform residents about new procedures, the Department of Public Works includes informational videos, demostration videos, a recycling item cheat sheet, trash collection schedule reminders, as well as regular press releases to give tips on things such as how much room to shovel around the garbage carts and the best places to store the carts when it is not a garbage day.

New City of Sheboygan trash carts

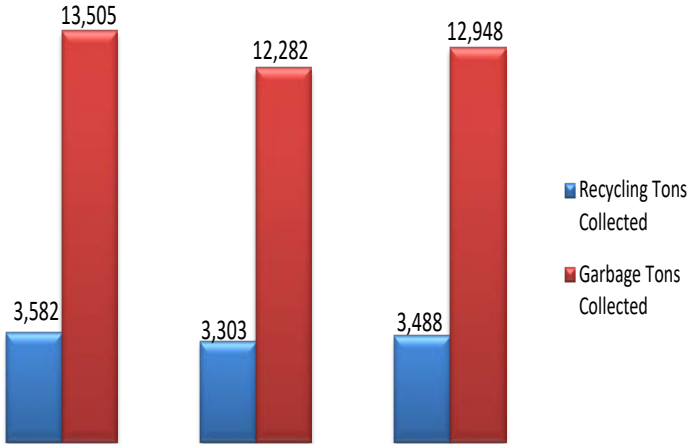

Residential Recycling Center – The Residential Recycling Center is a drop-off site that provides residents with a place to dispose scrap metal, yard waste, waste oil, and many other items not picked-up with curbside collection or banned from landfills. Currently, there is no charge for this service. The following page is a summary of the utilization of the drop-off site. The increase in scrap metal collected is due to the market prices falling; as a result, citizens are not cashing in their scrap metals and conveniently using the drop-off site. The trend in yard waste has steadily grown due to the increased awareness of the Residential Recycling Center's accessibility.

New automated garbage truck

DPW RECYCLING CENTER STATISTICS

Oil Collection Tanks

Scrap Metal Tons

Used Motor Oil Collected (Gallons)



3,566 TONS
OF YARD WASTE
MANAGED
IN 2020



$33,011
DOLLARS SPENT ON
BRANCH GRINDING

Used Tires Collected

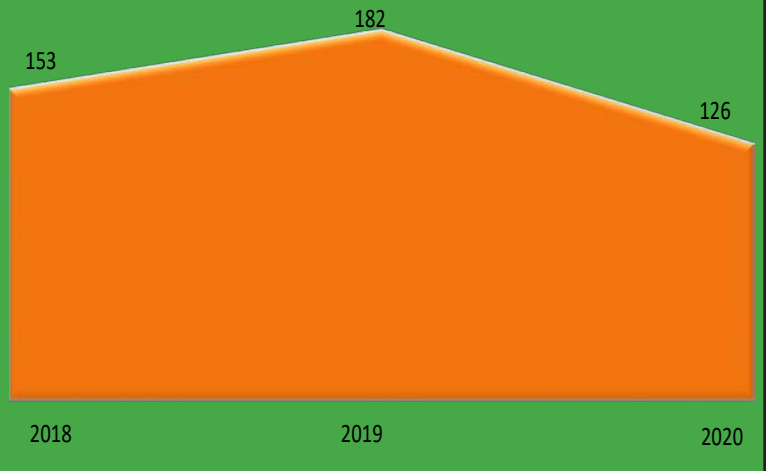

LAND USE

Bluff Restoration - In 2020, the Sheboygan DPW worked to replace invasive Phragmites and Japanese Knotwood on the Sheboygan Bluff and in Estuary Park. Through their efforts, 32.9 acres of Phragmites were treated and 1.9 acres of Japanese Knotweed were treated. In total, 5.5 acres of the bluff was revegetated. 2.1 acres of native seed was installed on the bluff to regrow on the bluff naturally. Throughout the spring of 2020 at Estuary Park, 16.4 acres of native seed was installed to help restore the environment surrounding the Sheboygan River.

Forestry - In 2020, the Division contracted for the planting of 480 trees. Financing for the tree planting was a combination of city funds, Community Development Block Grant funds, a grant from 100 Friends of Wisconsin and USDA Forest Service, and donations from the local Rotary Clubs. The Division also treated 801 ash trees with insecticide and removed 743 ash trees, in Maywood, 295 dead, dying or hazardous trees were removed. Between Maywood and estuary parks, 4,331 small trees and shrubs were planted as well.

Green Infrastructure Funding Academy - American Rivers/Corona Environmental Consultants and Water Now Alliance is a group that provides training and consulting to smaller cities in hopes of creating the best opportunities for "incentivizing, funding and financing green infrastructure." From January to June 2021, Sheboygan will be engaged in networks and provided materials relevant to green infrastructure development. By the end of 2021, Sheboygan will be provided analysis, recommendations and case studies to begin establishing an incentive program, TIF program options, ordinances and mandates, financial accounting of relavant state and local policy, debt-financing options, and more all surrounding Sheboygan's future of green infrastructure.

Emerald Ash Borer research - To assist in Emerald Ash Borer research, Maywood allowed the U.S. Department of Agriculture to harvest about 200 ash trees from Maywood. Once cut, the trees are hauled to Michigan where the research is being conducted. Ash trees farthest from trails are left in place to preserve the existing wildlife habitats. In the long term, Maywood will become a safer, more sustainable park.

Sustainable Strategies in new SouthPointe Enterprise Campus - SouthPointe Enterprise Campus is Sheboygan's new premier business park offering an array of shovel-ready lot sizes. Development of SouthPointe includes sustainable strategies such as green infrastructure bioswales, stormwater management areas with native landscaping, and multi-use trails throughout the development.

Green Infrastructure-bioswale

Green Infrastructure-bioswale

Multi-Use Trail

Stormwater Management Area

Polinator Habitat Program - The City of Sheboygan recently received a nearly $5,000 grant from American Transmission Co.'s Pollinator Habitat Program to create a pollinator habitat underneath high-voltage electric transmission lines.

"We're excited to transform this greenspace, which is unsuitable for large trees, into a beautiful habitat for bees, birds, butterflies and other pollinators," said City of Sheboygan Department of Public Works City Forester Tim Bull. "With this grant from ATC we'll create a beneficial pollinator bed that will be an aesthetically pleasing site for those entering the city on Kohler Memorial Drive." Pollinator friendly perennial plants will be planted in a way that will create waves of color throughout the growing season. The anticipated planting date will occur in May 2021.

ATC's Pollinator Habitat Program promotes planting low-growing vegetation within a transmission line right-of-way to beautify communities in a way that doesn't compromise the safety and reliability of the electric transmission system.

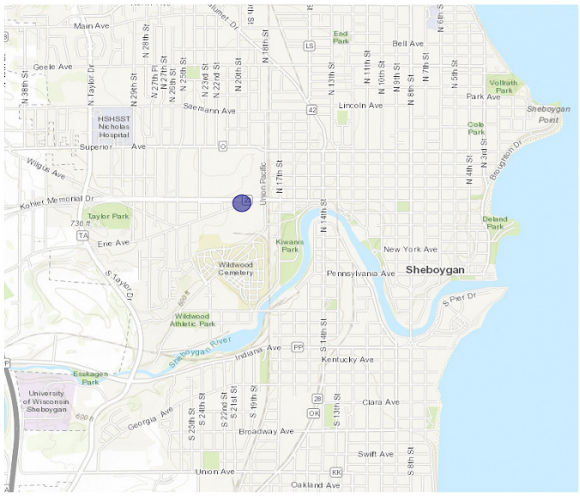

"Part of the reason for the recent decline in pollinator populations is due to loss of habitat," said ATC Environmental Project Manager Johanna Sievewright. "The Pollinator Habitat Program promotes vegetation that is both compatible with our vegetation management practices and it provides habitat for pollinators, which use the utility corridor as a flight path."

COMMUNITY

Maywood Environmental Park - Maywood is the City of Sheboygan' largest park at 135 acres. 2020 was filled with many new activities at Maywood and more visitors came than any year prior. Over twice as many students came to Maywood's Camp Y-koda 4K Nature School than the previous year. 18 students enjoyed outdoor art, natural play areas, science discovery and much more. Camp Y-koda and Sheboygan Area School District helped finalized plans to begin Sheboygan County's first nature-based preschool in Maywood. In spring and summer, virtual events included: daily Earth Day Posts, downloadable Scavanger Hunts, bingo games, self-guided Corp of Discovery Hike, and a Mystery Photo quiz. During a new Hike Week, staff members highlighted a unique trail each week and provided information on the flowers, birds, animals and trees they could keep an eye out for. The annual group bicycle ride Earth Ride became Earth Miles for Maywood where participants documented their miles and their donor's pledges would go toward the Environmental park. This year, over $16,000 was raised through the program. Towards the end of the year, a Breakfast Basket fundraising event raised $8,200 for a variety of Maywood programs.

Livability Plan - Planning and Development Division staff have been highly involved in advancing Sheboygan's livaility and age friendly goals though their participation and leadership in the Sheboygan For All Task Force. This group, headed by the Director of Senior Services, completed a plan to advance livability work within city departments, as well as in the community. In 2019 the plan was accepted by AARP, advancing Sheboygan as an AARP Age Friendly Livability Community.

Beach Clean Ups - Through a partnership with Alliance for the Great Lakes, and Lakeshore Natural Resource Partnership, many of Sheboygan's community organizations participate in organized beach clean-ups. The COVID-19 pandemic limited the size and frequency of these cleanups but in 2021, these efforts will resume to a larger scale and will continue bringing community members together around a shared passion for keeping Sheboygan's greatest asset clean and healthy.

Wisconsin's Great Waters Photo Contest
Each year, the DNR's Office of Great Waters holds a photo contest and writing project. These contributions are presented in the annual "Wisconsin's Great Waters" calendars. Each calendar is a unique collection of photos from the photo contest. In 2020, Sheboygan had two first place winners in the photo contest. Nathan Farvour's "North Pier Milky Way" (top right) won the Cultural and Historical Features category. Mason Morris' "Pelican Prom" (right middle) took first in the Wildlife section.

Ongoing Wellness Committee and Initiatives – In 2016 the City of Sheboygan established an employee-based wellness committee. This committee meets on a regular basis and is tasked with creating a working environment that creates and supports a healthy lifestyle, and wellness for all employees. The wellness committee maintains the Healthy Citizen of Sheboygan (COS) Facebook page. One signature program for the Wellness Committee happens on an annual basis between November and January. This program is called Maintain Don't Gain and it is open to all employees who are looking to be held accountable to not gaining weight over the holiday season. Maintain Don't Gain involves a weigh-in at the beginning and end of the time period, and those who don't gain more than two pounds are rewarded. A celebration luncheon is held by the Wellness Committee after the program ends, as a way to celebrate everyone's success.

SUSTAINABILITY GUIDEBOOK

In 2019, the Department of City Development created a Sustainability Guidebook to be used by the community to increase sustainability projects, making more sustainable lives accessible to everyone.

The strategies and projects in the Guidebook cover a wide gamut, from quick and easy projects that can be completed in a few hours to larger, more complex ones. Every strategy can be scaled up or down to meet the needs of an individual, a large organization, or any size in between. Organizations of all sizes and people of all ages, abilities, and means can make sustainability a reality.

This guidebook is a practical guide to sustainable strategies and projects that can be used by community groups, neighborhood association, non-profits, or even individuals looking for inspiration and information. This guide leads users through each project from explanation to completion and ongoing maintenance. The Guidebook is divided into eight sections, and each section includes detailed how-to instructions, and local resources.

The Guidebook sections include:

Community Gardens

A community garden is a parcel of land in an urban or suburban setting where members of the community can rent individual plots of land to grow their own food.

Waste Stream Management

Waste stream management begins with monitoring where different types of waste currently go and how they might be diverted to somewhere less harmful and more useful—for example, from a landfill to a recycling plant. Monitoring also includes monitoring how much waste is produced and determining how waste can be reduced.

Local Food and Growing Food

Choosing to eat local food is a sustainable choice because it drastically reduces the energy needed for transportation. Buying local food also supports your local economy. Finally, eating locally can be healthier.

Native Landscaping and Stormwater Plantings

Native species need less maintenance than species from a very different climate and will be well-adapted to endure local weather conditions. One large benefit of planting native species is the reduced maintenance cost and time. Native plants require much less fertilizer, which has less negative downstream effects on water quality.

Water Protection and Conservation

Water protection and conservation projects include projects that typically use less water and that do not harm the water system. These types of projects can be done both inside and outside.

Energy Saving

Performance will remain the same—or even increase— and power bills will go down, so the only differences you will notice are positive ones. Energy efficiency projects include energy efficient lighting, programmable or smart thermostat, insulating water heaters and hot water pipes and sealing air leaks.

Sustainability Strategies Scoresheet

GREEN TIER

This Sustainability Strategies Scoresheet is provided for members to track sustainability management strategies in transportation, energy, land use, water, waste, and health. This scoresheet is intended to be dynamic and flexible and will provide structure for annual reporting. In the spirit of continuous improvement toward superior environmental performance, suggested revisions to this scoresheet are always encouraged.
(Approved May 2018)

Max. Score	Sheboygan Scores	2016	2017	2018	2019	2020
	TRANSPORTATION DEMAND MANAGEMENT: **Transportation demand management strategies aim to reduce GHG emissions and VMT by influencing change in individual behavior. These strategies encourage walking, bicycling, and transit as modes of transportation within a community and seek to curb the number and length of trips by vehicle.**					
	Bicycle and Pedestrian Programs/Projects					
2	Require bike parking for all new non-residential and multifamily uses.	1	1	1	1	1
1	Set standards for placement and number (as function of intensity of use) for bike parking spaces.	1	1	1	1	1
3	Commuter bike routes identified and cleared.	3	3	3	3	3
10	League of American Bicyclists certification. (Bronze 5, Silver 7, Platinum 10)	0	0	5	5	5
3	Funded and operating SRTS program (or functional equivalent) covering at least 10 percent of students.	3	3	3	3	3
1	Conduct annual survey of students' mode of transport to school.	1	1	1	1	1
	Employer-Based Programs					
5	Require large employers seeking rezoning to set a price signal (cash-out or charge).	0	0	0	0	0
5	Require large employers seeking rezoning to provide subsidized transit.	0	0	0	0	0
5	Require large employers seeking rezoning to provide a TDM plan that would reduce trips by 20 percent over business as usual.	0	0	0	0	0
	Traffic Volume					
3	Track VMT or traffic counts and report on efforts at reduction (including those on this list).	3	3	3	3	3
3	Eliminate parking minimums from non-residential districts.	0	0	1	1	1
5	Set parking maximums at X per square feet for office and retail uses.	0	0	0	0	0
5	Scheduled transit service at basic level (hour peak service within half-mile of 50 percent of addresses).	5	5	5	5	5
10	Scheduled transit service at enhanced level (half-hour peak service within 75 percent of addresses).	10	10	10	10	10
	TRANSPORTATION SYSTEM MANAGEMENT **Transportation system management strategies aim to reduce GHG emissions and VMT by improving the overall performance of a transportation system. These strategies improve existing infrastructure, introduce new technology, and plan for the future of the system.**					
	Preservation and Improvement					
3	Develop and fully fund comprehensive maintenance program for existing roads.	2	2	3	3	3
5	Charge impact fees for new roads.	0	0	0	0	0
5	Calculate lane-miles per capita for arterials and collectors, and show reductions	3	3	4	4	5
5	Prepare a plan identifying disconnections in bike and pedestrian networks, prioritizing fixes and identifying potential funding sources for the most important projects.	5	5	5	5	5
5	Any proposal to add lanes to a two-lane roadway shall be evaluated for a center turn lane, the preferred option over an expansion to four lanes.	5	5	5	5	5
3	Identify four-lane roadways with fewer than 20,000 vehicles per day (AADT) and evalute them for "road diets" with bike lanes or on-street parking	3	3	3	3	4
	Electric Vehicles					
10	Electric vehicles in gov't fleets - 2% of of fleet=5 points. 5% of fleet=10 points.	0	0	0	0	0
2	Allow NEVs on appropriate roadways.	0	1	1	0	0
2	Provide public charging stations	1	0	1	1	1
	Vehicle Idling					
5	Ban idling (more than 5 minutes) with local government vehicles.	1	1	1	1	4
5	Ban idling (more than 5 minutes) community-wide.	0	0	1	1	1
	ZONING AND DEVELOPMENT **Zoning and development strategies work toward improving the overall environmental, economic, and social health of a community by promoting mixed-use and infill development, walkable neighborhoods, and an overall sustainable lifestyle.**					
	Infill Development					
5	Identify priority areas for infill development, including those eligible for brownfields funding.	5	5	5	5	5
10	Create land bank to acquire and assemble priority infill sites	1	1	1	5	7
10	Develop an inventory of known contaminated properties for reuse planning, with possible GIS application	1	1	1	2	3
	Walkscore					
5	Measure Walkscore at 10 random residential addresses per Census tract, compute average, and improve upon overall score	2	6	8	8	8
	Zoning					
5	Adopt traditional neighborhood design ordinance (If population is less than 12,500)	n/a	n/a	n/a	n/a	n/a
5	Zoning for office and retail districts permits floor-area ratio > 1, on average.	2	2	2	2	2
5	Zoning for office and retail districts requires floor-area ratio > 1, on average.	0	0	0	0	1
5	Zoning code includes mixed use districts	5	5	5	5	5
5	Mixed-use language from Smart Code TBA.	5	5	5	5	5

	NATURAL RESOURCE MANAGEMENT **Natural resource management strategies seek to conserve, preserve, protect and promote a community's greenspace, wildlife, wetlands and waterways for this and future generations by promoting pervious surfaces and adequate setbacks.**					
	Canopy					
3	Adopt tree preservation ordinance per GTLC standards	1	1	1	1	3
3	Set a tree canopy goal and develop a management plan to achieve it	3	4	4	4	5
4	Have a Master Naturalist; ISA Certified Arborist or WDNR Community Tree Management Institute (CTMI) graduate on staff	0	0	0	4	5
2	Have community tree canopy mapped – https://pg-cloud.com/Wisconsin/	0	0	0	1	3
2	Require trees to be planted in all new developments	2	2	2	2	3
2	Certification as Tree City USA	2	2	2	2	2
2	Certification as Bird City Wisconsin Community	0	2	2	2	2
	Vegetation Management					
10	Public properties and rights of way mown or cleared only for safe sightlines and/or to remove invasive species.	2	2	2	8	9
10	Create community policy and BMP guidelines on minimizing chemical use during vegetation management of public and private properties	2	2	2	2	3
	Water Protection					
6	Establish 75-foot natural vegetation zone by surface water.	2	5	5	6	6
6	Inventory wetlands and ensure no net annual loss.	1	2	2	3	3
	Community Energy Use **Community energy use strategies encourage energy efficiency and the use of renewable fuels to reduce total energy consumption throughout the community**					
	Community Energy Use Policies					
10	Adopt PACE ordinance/ipa	0	0	0	5	5
10	Use PACE financing	2	3	3	5	5
5	Watt meters available to the public	0	0	1	5	5
5	Offer residents and businesses a mechanism to purchase shares of the electricity generated through a local renewable energy project. (Ex. a community solar program)	0	0	0	2	2
5	Facilitate a group-buy program through which residents receive discounted, volume-based pricing on energy efficiency or renewable energy projects based on aggregated demand.	0	0	0	2	2
3	Commit to achieving a science-based, community-wide GHG reduction goal.	0	0	0	2	2
3	Adopt Residential Energy Conservation Ordinance (time-of-sale certification and upgrades).	0	0	0	0	0
	Measuring Community Energy Use					
6	Work with local utilities to calculate total electricity and natural gas consumption annually, beginning with the fifth year before entering the program.	4	4	4	6	6
5	Achieve milestone reductions in GHG emissions, as specified in the community's science-based GHG reduction goals.	0	0	0	2	3
5	State of Wisconsin Energy Independent (EI) Community designation.	5	5	5	5	5
	MUNICIPAL ENERGY USE **Municipal energy use strategies encourage municipal employees to conserve energy, preserve the environment, and decrease greenhouse gas emissions from municipal facilities, services, and vehicle fleets.**					
	Government Energy Use Policies					
5	Include transportation energy/emissions as criterion in RFPs for purchases of goods over $10,000.	1	1	1	2	2
2	Develop list of lighting, HVAC and shell improvements to raise Energy Star Portfolio Manager or LEED EBO&M score	2	2	3	2	2
10	Reduce motor fuels use for non-transit activities --	2	2	2	5	5
6	Provide transit passes at 50 percent or more off the regular price and/or provide parking cash-out options for local government employees.	0	0	0	0	0
6	Streetlights operate at 75 lumens/Watt or higher	5	5	5	6	6
4	Stoplights are LED or functional equivalent	3	3	3	4	4
2	Establish a policy requiring that all major remodeling projects on municipal buildings result in the building receiving an ENERGY STAR score that is five points higher than the building's pre-remodel score.	0	0	0	2	2
6	Commit to achieving a science-based GHG reduction goal for emissions resulting from all municipal operations.	0	0	0	2	3
3	Incorporate energy use intensity (EUI) targets into the contracting process for all significant municipal construction projects.	0	0	0	1	1
5	Establish policies requiring that all new municipal buildings achieve an ENERGY STAR score of 75 or higher.	0	0	0	1	1
2	Municipal electricity purchases are at least 5 percentage points higher in renewable content than the statewide renewable portfolio standard requires. Calculation may include self-generated power and purchased offsets.	3	3	3	2	2
	Measuring Government Energy Use					
2	Work with Energy Task Force/OEI to track municipal facilities – Complete EPA Energy Star Portfolio Manager spreadsheet for government energy use. Or score existing buildings with LEED EBO&M.	0	1	1	1	1
3	Achieve milestone reductions in GHG emissions, as specified in the municipality's science-based GHG reduction goal.	0	0	0	0	0
4	Calculate annual government fleet use of motor fuels, in gallons of petroleum and biofuels, beginning with the fifth year before entering the program.	1	1	1	1	1
10	All new and renovated municipal buildings must meet LEED Silver or greater.	0	0	2	3	3
	WATER USE CONSERVATION **Water Conservation strategy options set baselines and goals for water and energy performance in municipalities. They measure progress and promote water conservation by the government, business, and the community at-large.**					
	Water Conservation					
5	Track water and sewer use annually, beginning with fifth year before entering program, and develop plan for reductions.	5	5	5	5	5
1	Develop a water loss control plan with targets below the 15% required by the state and include a system-wide water audit implementation and time table	0	0	1	1	1
2	Join EPA's WaterSense Program for water utilities or the Groundwater Guardian Green Sites program and promote them to local business.	1	1	1	1	1
6	Use block rates and flat rates to encourage water conservation among residential, commercial, and industrial users.	0	0	0	0	0
3	Infiltration and inflow reduction by 10%	3	3	3	3	3
3	Plan for replacing all toilets using > 1.6 gpf and annual progress sufficient to reach 90 percent replacement in 10 years.	2	1	1	1	1

	Local Government Use					
2	Install waterless urinals in men's restrooms at municipal facilities (city hall, parks, etc.)	0	0	0	0	0
2	All outdoor watering by local government, excluding parks and golf courses, from rain collection.	0	0	0	0	0
2	Develop a water efficiency and conservation plan for municipal buildings	2	1	1	1	1
	WATER AND WASTEWATER INFRASTRUCTURE MANAGEMENT **Setting goals for the sustainable management of water and wastewater infrastructure reduces costs; saves energy; and ensures the protection of public health and the environment.**					
5	Develop and implement asset management plans that set targets for the sustainable maintenance, operation and renewal of water and wastewater infrastructure.	0	0	0	2	2
5	Wastewater biogas captured and used in operations.	0	0	0	3	3
6	Conduct an energy assessment for municipal water and wastewater facilities and develop a plan to increase energy efficiency	0	0	0	3	3
3	Financial assistance for sewer lateral replacements.	0	0	0	3	3
4	Set goals for increasing the recovery of resources from wastewater for energy generation (heat or electricity) and fertilizer.	0	0	0	4	4
4	Explore partnership options with high-strength waste.	0	0	0	3	3
4	Upgrade water and wastewater utility equipment (e.g., variable frequency drive motors) to achieve energy efficiency based on total life cycle, triple bottom line costs (e.g. maintenance and replacement strategies in asset management plans).	0	0	0	2	3
	STORMWATER MANAGEMENT **Stormwater Management strategy options encourage the use of best management practices to achieve a reduction in the amount of harmful pollutants introduced to our streams, rivers, and lakes.**					
3	Develop a regular street sweeping program to reduce total suspended solids	3	3	3	3	3
4	Stormwater utility fees offer credits for best management practices such as rain barrels, rain gardens, and pervious paving	2	2	2	2	3
3	Inventory all paved surfaces (e.g., by GIS mapping), and develop a plan for reduction	2	2	2	2	2
5	Work with commercial or light industrial businesses to develop stormwater pollution plans	2	2	2	4	5
	WATER AND DEVELOPMENT **Water and Development strategy options link water conservation and the preservation of land, wetlands, and wildlife habitat while promoting compact development, restoration and rehabilitation efforts, and long-term planning.**					
	Land Development					
3	Identify key green infrastructure areas during plan development and/or implement a plan to acquire and protect key green infrastructure areas	3	3	3	2	3
	Waters, Wetlands, and Wildlife					
3	Replace concrete channels with re-meandered and naturalized creeks, wetlands, or swales	3	3	3	3	3
4	Develop a system for identifying culverts that obstruct fish migration and install fish friendly culverts where needed	3	3	3	4	4
4	Provide incentives for protection of green infrastructure, sensitive areas, important wildlife habitat, or for the restoration or rehabilitation of wetlands or other degraded habitats such as credit towards open space or set-aside requirements	2	2	2	2	2
	WASTE MANAGEMENT AND REDUCTION **Waste Management and Reduction strategy options encourage municipalities and their citizens to divert organics and recyclables from landfills and properly dispose of hazardous materials in an effort to reduce waste in a community.**					
8	Community waste stream monitored at least annually . Waste reduction plan prepared and updated annually	3	3	3	0	5
8	Waste and materials management plan based on "zero-waste" principles, with specific goals, prepared and updated annually	2	2	3	3	3
3	Construction/deconstruction waste recycling ordinance	1	1	1	0	2
5	Mandatory residential curbside recycling pickup that covers paper, metal cans, glass and plastic bottles	3	5	5	0	3
5	Develop a municipal collection program that encourages the diversion of food discards, yard materials, and other organics from landfills to composting or anaerobic digestion with energy recovery	4	4	4	0	1
6	Develop and promote programs that dispose of household hazardous, medical, and electronic waste	3	3	3	0	1
7	Use anaerobic digesters to process organic waste and produce energy	4	4	4	0	2
5	Implement municipal ordinances requiring manufacturer takeback for fluorescent bulbs, thermostats and other mercury-containing devices	1	1	1	0	0
4	Ordinances in place to reduce the usage of phone books as well as single-use shopping bags, styrofoam food containers and other dis	0	0	1	0	0
4	Pay-as-you-throw system implemented by municipality or required of private waste haulers	0	0	0	0	0
3	Use public education and outreach to promote recycling, backyard composting, product re-use and waste reduction	1	1	1	0	3
	HEALTHY COMMUNITY PLANNING **Policies and projects related to incorporating health living into community design- whether by built form, programs, education, etc. in an effort to reduce trends in poor nutrition, inactive lifestyles, chronic diseases, such as obesity and heart disease, and other negative health risk factors.**					
	Policies Affecting Multiple Program Areas					
7	Adopt a resolution that promotes Health in All Policies at the community level (e.g., HEAL Resolution). Include that educational campaigns supporting a program covered by the resolution are appropriately targeted to all of the populations addressed by the program	0	0	0	2	2
8	Establish a Health Impact Assessments policy, including when an assessment is required and its scope	0	0	0	2	2
	Planning					
7	Add health policies in 1 or more of the community's plans, including the comprehensive plan, long-range transportation plan, bicycle/pedestrian plan and open spaces recreation plan (embedded or stand-alone chapter) or develop a comprehensive, community wide wellness plan.	0	0	0	2	2
6	Site schools in the Comprehensive Plan for accessibility with existing or new bicycle and pedestrian infrastructure	0	0	0	2	4
8	Encourage the formation and/or support of Neighborhood Improvement Districts (NIDs), Neighborhood Development Corporations, or other similar types of neighborhood reinvestment and enhancement strategies in plans or policies.	0	0	0	6	7
	Healthy Food Access					
7	Implement strategies (urban agriculture, community gardens on public land, diversified farmer's markets, expanded traditional retail food options, ordinances to allow urban chickens and beekeeping and vegetable gardening in rights of way) that help increase fresh food access in the community, in particular in areas with food insecurity (e.g., "food deserts" and "food swamps"), including access by EBT and WIC participants.	0	0	0	6	5
6	Create a Food Systems Plan that addresses the production, distribution, value-added, marketing, end-market, and disposal of food, and charge a new or existing governmental body to oversee the plan's implementation.	0	0	0	0	0

	Physical Activity and Access					
5	Provide an on-street and/or off-street trail network connecting recreational areas in the community (e.g. safe routes to parks) and other trip generators, such as shopping malls, ensuring all neighborhoods are included in planning and implementation.	0	0	0	2	3
4	Encourage pedestrian and bicycle site connections from front door of businesses or apartments to a public sidewalk and/or bike lane ensuring connections to all neighborhoods.	0	0	0	2	1
4	Provide education and establish programming to encourage physical activity, especially by youth.	0	0	0	2	2
7	Establish an expanded public transit that serves commuters from all neighborhoods and major parks and recreation facilities, and has racks on vehicles for carrying bicycles.	0	0	0	6	4
5	Require sidewalks in new residential areas and establish a policy for adding sidewalks, as appropriate, in areas built out without sidewalks.	0	0	0	4	5
2	Implement a Complete Streets policy.	0	0	0	0	0
5	Provide recreation programs for youth, adults, senior citizens and disabled persons.	0	0	0	5	5
5	Establish a pedestrian safety task force.	0	0	0	0	0
	Housing					
6	Adopt ordinances and programs to maintain a healthy housing stock (code enforcement, landlord licenses, volunteer program, truth-in housing disclosure before sale, etc.).	0	0	0	6	6
5	Allow life cycle or adaptable housing options, such as "aging in place", accessory dwelling units, Universal or Inclusive Design, Dementia Friendly Communities, Age-Friendly Communities, etc.	0	0	0	5	5
8	Establish a program to make housing more affordable.	0	0	0	4	5
5	Establish a program to address chronic homelessness, such as "permanent housing".	0	0	0	3	3
	Crime Prevention and Other Harm Reduction					
4	Use by policy, ordinance or practice, Crime Prevention Through Environmental Design and active threat planning to make public spaces, such as recreational space, crime free.	0	0	0	4	4
5	Establish and implement Harm Reduction strategies for alcohol outlet density and sexual oriented establishments (e.g. zoning limitations)	0	0	0	4	4
5	Adopt an ordinance or policy that requires tobacco-free and e-cigarette free apartments or places limitations on such structures.	0	0	0	0	0
6	Adopt an ordinance or policy that promotes tobacco-free and e-cigarette free parks and/or public events on local government-owned property.	0	0	0	3	3
	Climate Change					
5	Create and implement a climate change action plan that includes a carbon footprint study, and health related components on reducing air pollution from combustion of fossil fuels and responding to heat episodes and flooding, focusing in particular on most vulnerable populations.	0	0	0	4	3
	Noise					
5	Adopt an ordinance, including conditional use permits, on noise abatement for various zoning districts.	0	0	0	4	3
	Employee Health					
5	Implement a wellness program for employees of the local jurisdiction.	0	0	0	5	5
5	Encourage or partner with others, such as the Chamber of Commerce, etc., to advance workplace wellness programs within the community.	0	0	0	5	5
	Placemaking					
5	Support placemaking at varying scale (neighborhood to major city facility) and permanence (temporary to permanent) through programming, financial support and removal of regulatory barriers to promote healthy living and social capital in the community.	0	0	0	5	5
5	Adopt form-based codes or similar type design guidelines for healthy active living environments.	0	0	0	0	0
	Waste Pharmaceuticals					
6	Establish partnerships to reduce waste pharmaceuticals generated in the community and to efficiently collect remaining wastes to prevent their abuse and entry into solid waste or wastewater.	0	0	0	6	6
653	**: TOTAL POSSIBLE** **TOTAL SCORED:**	**194**	**196**	**213**	**345**	**386**

City of
Sheboygan
spirit on the lake.